

FHVR180S

PRV : 8000 Volts

Io : 0.2 Ampere

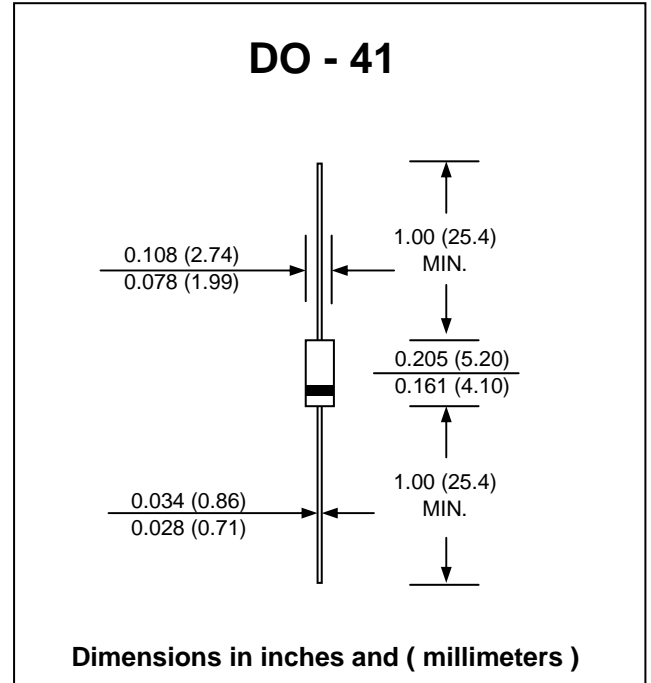
FEATURES :

- * High surge current capability
- * High reliability
- * Low reverse current
- * Low forward voltage drop
- * Fast switching for high efficiency
- * Pb / RoHS Free

MECHANICAL DATA :

- * Case : DO-41 Molded plastic
- * Epoxy : UL94V-0 rate flame retardant
- * Lead : Axial lead solderable per MIL-STD-202, Method 208
- * Polarity : Color band denotes cathode end
- * Mounting position : Any
- * Weight : 0.34 gram

FAST RECOVERY HIGH VOLTAGE RECTIFIER



MAXIMUM RATINGS AND ELECTRICAL CHARACTERISTICS

Rating at 25 °C ambient temperature unless otherwise specified.

RATING	SYMBOL	VALUE	UNIT
Maximum Repetitive Peak Reverse Voltage	V_{RRM}	8000	V
Maximum RMS Voltage	V_{RMS}	5600	V
Maximum DC Blocking Voltage	V_{DC}	8000	V
Maximum Average Forward Current $T_a = 50^{\circ}C$	$I_{F(AV)}$	0.2	A
Maximum Peak Forward Surge Current 8.3ms Single half sine wave Superimposed on rated load (JEDEC Method)	I_{FSM}	25	A
Maximum Peak Forward Voltage at $I_F = 1.0$ A	V_F	10.5	V
Maximum DC Reverse Current $T_a = 25^{\circ}C$ at Rated DC Blocking Voltage $T_a = 100^{\circ}C$	I_R	5.0	μA
	$I_{R(H)}$	50	μA
Maximum Reverse Recovery Time (Note 1)	T_{rr}	150	ns
Junction Temperature Range	T_J	- 40 to + 150	$^{\circ}C$
Storage Temperature Range	T_{STG}	- 40 to + 150	$^{\circ}C$

Note : (1) Reverse Recovery Test Conditions : $I_F = 0.5$ A, $I_R = 1.0$ A, $I_{rr} = 0.25$ A.

RATING AND CHARACTERISTIC CURVES (FHVR180S)

FIG.1 - DERATING CURVE FOR OUTPUT RECTIFIED CURRENT

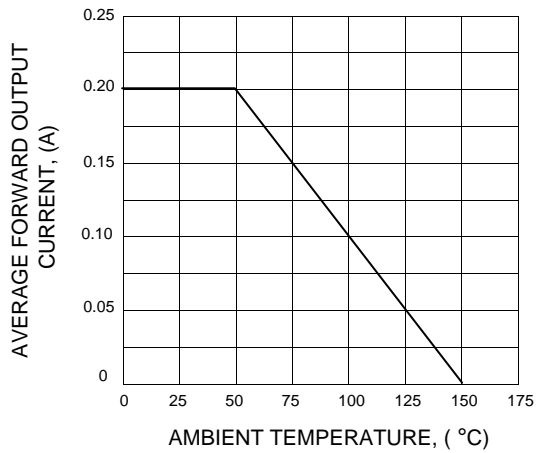


FIG.2 - MAXIMUM NON-REPETITIVE PEAK FORWARD SURGE CURRENT

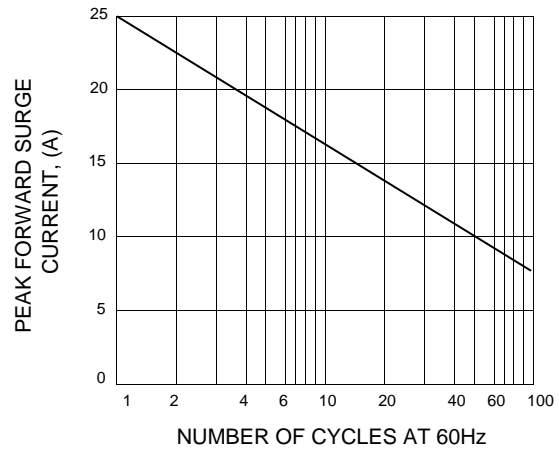


FIG.3 - TYPICAL FORWARD CHARACTERISTICS

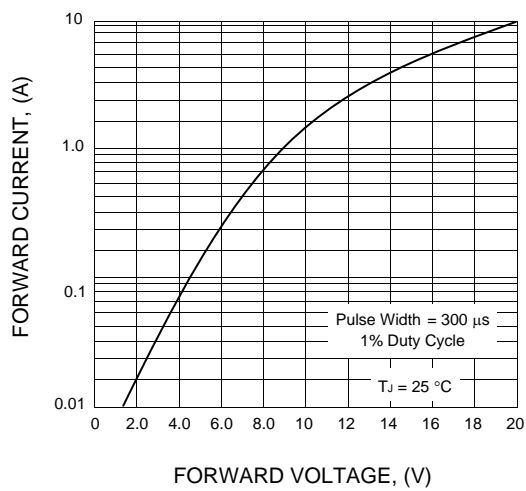


FIG.4 - TYPICAL REVERSE CHARACTERISTICS

